



Face ID for iPhone



(816) 931-4060 | www.countryclubbank.com

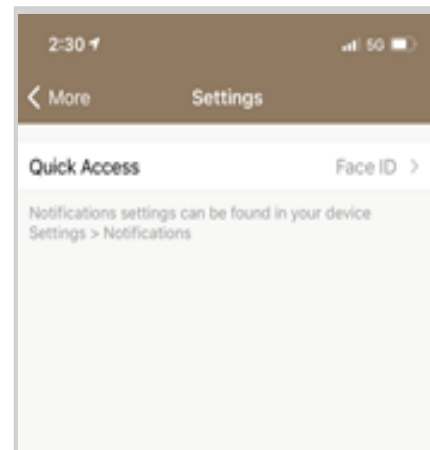
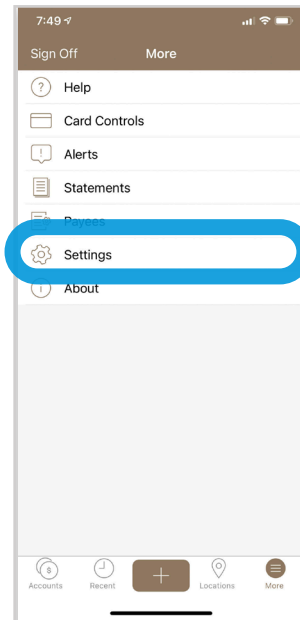
Face ID for iPhone

You can now use the FaceID scanner on compatible iPhones to access account balances and transactions.

Note: You must first have enabled the Face ID feature within your iPhone settings. Unless there are registered face scans on the device, FIS Mobile Banking Face ID will not be able to function within their application.

To Enable Face ID, follow these steps:

- 1 After logging in with your User ID and Password, go to **Settings** in the Global Navigation menu.
- 2 On the settings screen you'll see the Quick Access option. Click on this to view and enable your **Quick Access** preference.



3

Passcode allows you to establish a numeric code for accessing account information.

Face ID allows you to use the Face ID feature on compatible iPhones.

On the right, switches indicate if the feature is enabled.



A **grey** switch indicates the feature is disabled.



A **green** switch indicates the feature is enabled.

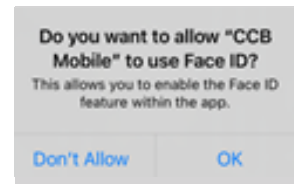
Select the **switch** to the right of the Face ID field to continue.



4

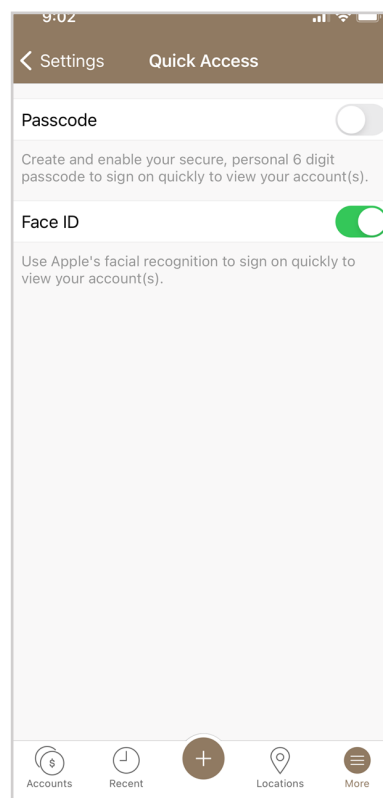
If you **enable the Face ID** feature, a popup window will ask if you want to allow the app to use Face ID on your phone. Select OK to enable.

Select **OK** to continue.



5

The **Quick Access** screen appears showing a green switch next to the Face ID field indicating that it is enabled.



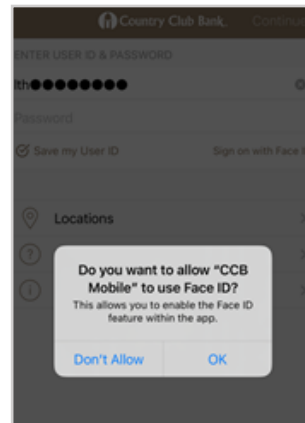
To Log in with Face ID, follow these steps:

- 1 Locate and open the **CCB Mobile** app on your device's screen.



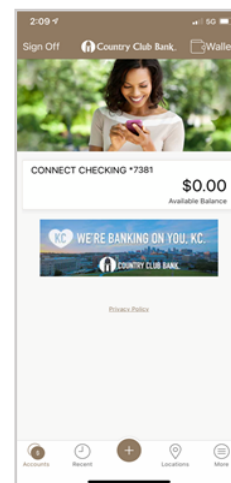
- 2 The login screen appears and Face ID should come up – make sure your phone can see your face as it scans.

Note: It may ask you to confirm again that you want to allow the app to use Face ID. Click OK and then make sure your camera can see your face.



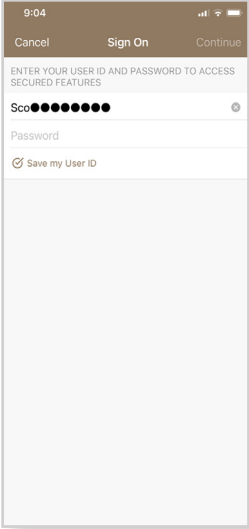
- 3 You should now see the **Accounts** screen.

All balances and transactions should now be available.



4

For security reasons, attempting to access features other than basic account viewing features will present you with the login screen for full authentication.



Note: Registered Face ID scans cannot be changed via the CCB Mobile Banking application. You need to make any changes, such as adding or removing face scans from within the device's settings.