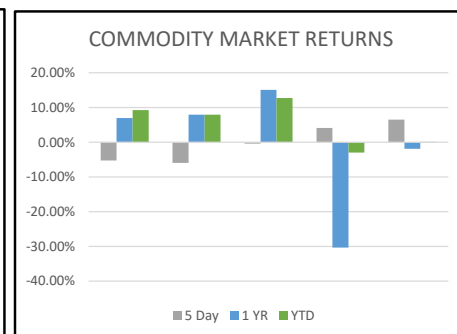
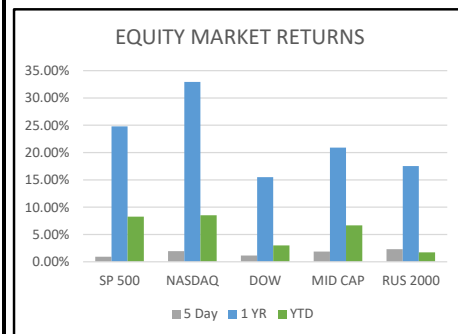


TOP VALUES & NEW ISSUE	
SPEC POOLS / CMO:	
MUNI:	
USAG:	
CDs:	

ECONOMIC CALENDAR & COMMENTARY	
5/08: MBA Mortgage Applications Wholesale Inventories MoM	
5/09: Initial Jobless Claims	
5/10: U. of Mich. Sentiment	
5/10: Monthly Budget Statement	

EQUITY MARKETS (% Change)				
	Current	5 Day	1 YR	YTD
SP 500	5,164	0.94%	24.80%	8.27%
NASDAQ	16,293	1.94%	32.93%	8.54%
DOW	38,825	1.14%	15.49%	3.01%
MID CAP	2,967	1.88%	20.91%	6.67%
RUS 2000	2,062	2.29%	17.55%	1.74%

COMMODITY MARKETS (% Change)				
	Current	5 Day	1 YR	YTD
WTI	\$78.27	-5.28%	6.98%	9.24%
BRENT	\$83.13	-5.96%	7.95%	7.90%
GOLD	\$2,326	-0.43%	15.06%	12.73%
CORN	\$4.57	4.10%	-30.35%	-2.97%
WHEAT	\$6.29	6.52%	-1.91%	0.12%

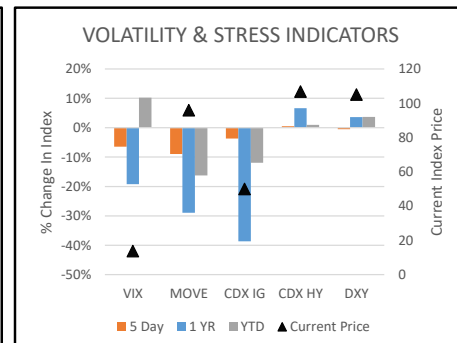
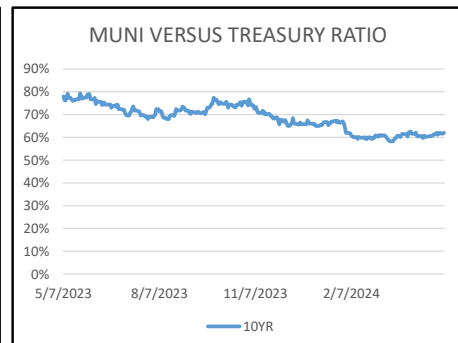
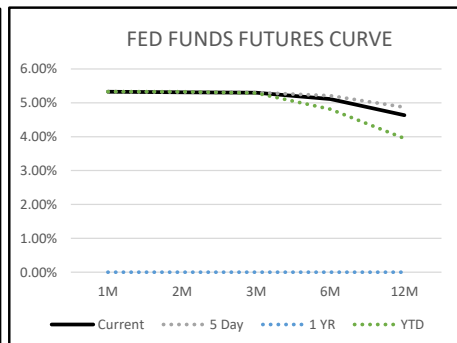
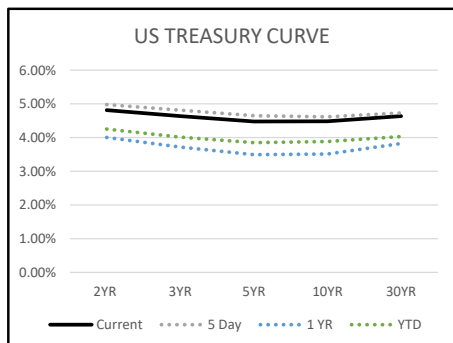


US TREASURY CURVE (Yield Change)				
	Current	5 Day	1 YR	YTD
2YR	4.81%	-0.16%	0.81%	0.56%
3YR	4.63%	-0.18%	0.91%	0.62%
5YR	4.48%	-0.17%	0.98%	0.63%
10YR	4.48%	-0.13%	0.97%	0.60%
30YR	4.64%	-0.09%	0.81%	0.61%

FED FUNDS FUTURES CURVE (Yield Change)				
	Current	5 Day	1 YR	YTD
1M	5.33%	0.00%	0.28%	0.00%
2M	5.31%	-0.01%	0.23%	-0.02%
3M	5.30%	-0.01%	0.22%	0.01%
6M	5.11%	-0.10%	0.25%	0.30%
12M	4.64%	-0.24%	0.71%	0.69%

MUNICIPAL AAA GO INDEX CURVE (Yield Change)				
	Current	5 Day	1 YR	YTD
2YR	3.18%	-0.09%	0.50%	0.68%
3YR	3.01%	-0.09%	0.51%	0.66%
5YR	2.72%	-0.09%	0.39%	0.51%
10YR	2.70%	-0.09%	0.39%	0.43%
30YR	3.90%	-0.11%	0.45%	0.50%

VOLATILITY & STRESS INDICATORS (% Change)				
	Current	5 Day	1 YR	YTD
VIX	13.72	-6.48%	-19.20%	10.20%
MOVE	95.96	-8.97%	-28.96%	-16.28%
CDX IG	49.93	-3.66%	-38.64%	-11.93%
CDX HY	106.88	0.48%	6.67%	0.99%
DXI	105.05	-0.50%	3.63%	3.67%



This is intended for **informational purposes only**. The material provided in this document is for informational purposes only and is solely for private use. The information contained herein has been prepared from sources believed reliable but is not guaranteed by CCB Capital Markets Group and is not a complete summary or statement of all available data. Opinions expressed are subject to change without notice and do not take into account the particular investment objectives, financial situation or needs of investors. Past performance is not indicative of future results. This material is not intended as an offer or solicitation for the purchase or sale of any financial instruments. \*Not FDIC Insured \* No Bank Guarantee \* May Lose Value